

Time switch technology

Digital Astro time switches, DIN-rail, annual program



talento smart C15



talento smart C25
talento smart C25 24V (12–24 V)

Description

Digital Astro distributor time switch with 500 memory locations for creating 50 date-dependent programs (ON, OFF, cycle, pulse, random ON, random OFF) and 50 date-independent programs (ON, OFF, cycle, pulse, random ON, random OFF) with a shortest switching time of 1 minute (ON-OFF) or 1 second (cycle, pulse). Free week day block formation. Summer-winter time changeovers can take place automatically, on a specific date or can even be deactivated. 12/24 h setting. Switching status indicator. Built-in hour counter with service function.

Manual switch: automatic mode, fixed ON/OFF, override. White display lighting for better legibility. Non-volatile memory (EEPROM) for backing up programs in the event of a power failure. Battery-based power reserve for up to eight years. The time switch is sealable and can be PIN-protected against unwanted access. Programming takes place either directly on the switch itself or via convenient remote programming using mobile devices and corresponding apps (Android and iOS) and suitable PC software.

talento smart C15

- 1 channel

talento smart C25

- 2 channels

Product selection

Program	Program functions	Number of channels	Operating voltage	Type	Item no.
Astro program	ON/OFF, pulse, cycle	1	110–230 V AC	talento smart C15	43.03.0001.1
Annual program		2	110–230 V AC	talento smart C25	43.03.0002.1
			12–24 V AC/DC	talento smart C25 24V	43.03.0003.1

UL devices available on request (talento smart C15, talento smart C25)

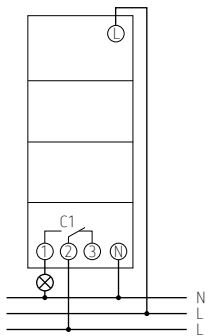
Time switch technology

Digital Astro time switches, DIN-rail, annual program

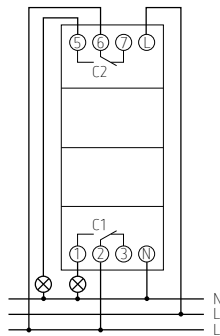
Technical data

	talento smart C15/C25	talento smart C25 24V
Operating voltage	110–230 V AC	12–24 V AC/DC
Frequency	50–60 Hz	
Width	2 modules	
Type of installation	DIN-rail	
Type of contact	Changeover contact	Changeover contact/NO contact
Power reserve	8 years	
Switching capacity at 250 V AC, cos phi = 1	16 A	
Switching capacity at 250 V AC, cos phi = 0.6	10 A	
Incandescent/halogen lamp load	2600 W	
Compact fluorescent lamps	1000 W	
LED lamp < 2 W (typ.)	100 W	
LED lamp > 2 W (typ.)	600 W	
Shortest switching time	1 min	
Time accuracy at 20 °C	Typically ± 0.3 s/day (quartz)	
Standby output	< 1 W	
Protection rating	IP 20	
Protection class	II as per EN 60 730-1	
Ambient temperature	–20 °C ... +55 °C	

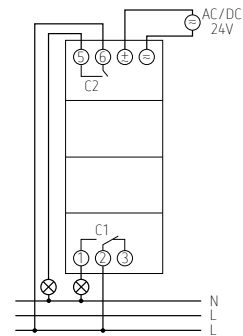
Connection example



talento smart C15



talento smart C25



talento smart C25 24V